




WDF130PAH

- 1-Hour Wash Cycle
- Heated Dry Option



WDF330PAH

- + Soil Sensor



WDF520PAD

- + In-Door Silverware Basket
- + Sani Rinse Option



WDF560SAF

- + Sensor Cycle
- + Stainless Steel Tub

+ Indicates Step-Up Feature

©/™ © 2020 Whirlpool. All rights reserved. TRG27341.

UNDERSTAND THE MODEL NUMBERS

Use this handy tool to decode the model numbers for Whirlpool brand's dishwasher lineup.

WDTA80SAKZ

BRAND

W = Whirlpool

WDTA80SAKZ

PLATFORM

D = Dishwasher

WDTA80SAKZ

SUB-PLATFORM

F = Traditional front controls
T = Fully integrated top controls

WDTA80SAKZ

SUITE LEVEL

1-3 = Basic
5 = Medium
7 = High
9/A = Premium

WDTA80SAKZ

FEATURE SET

The higher the number the more features.

WDTA80SAKZ

KEY FEATURE

P = Plastic tall tub
S = Stainless steel tall tub

WDTA80SAKZ

KEY FEATURE OR DERIVATIVE

A = Base model

WDTA80SAKZ

YEAR

H = 2017
J = 2018/2019
K = 2020

WDTA80SAKZ

COLOR

W = White
B = Black
T = Biscuit
S = Stainless Steel
M = Monochromatic Stainless Steel
Z = Fingerprint-Resistant Stainless
V = Fingerprint-Resistant Black Stainless




WDF590SAJ

- + Third Level Rack
- + Adjustable Upper Rack
- Sensor Cycle



WDT710PAH

- Sensor Cycle



WDT730PAH

- + Fan Dry
- + Adjustable Upper Rack
- + Stainless Steel Interior Door and Stain-Hiding Plastic Tub



WDT750SAK

- + 3rd Rack
- + 3-Piece Silverware Basket
- Adjustable 2nd Rack
- Folding Tines

UNDERSTAND THE MODEL NUMBERS

Use this handy tool to decode the model numbers for Whirlpool brand's dishwasher lineup.

WDTA80SAKZ

BRAND

W = Whirlpool

WDTA80SAKZ

PLATFORM

D = Dishwasher

WDTA80SAKZ

SUB-PLATFORM

F = Traditional front controls
T = Fully integrated top controls

WDTA80SAKZ

SUITE LEVEL

1-3 = Basic
5 = Medium
7 = High
9/A = Premium

WDTA80SAKZ

FEATURE SET

The higher the number the more features.

WDTA80SAKZ

KEY FEATURE

P = Plastic tall tub
S = Stainless steel tall tub

WDTA80SAKZ

KEY FEATURE OR DERIVATIVE

A = Base model

WDTA80SAKZ

YEAR


H = 2017
J = 2018/2019
K = 2020

WDTA80SAKZ

COLOR


W = White
B = Black
T = Biscuit
S = Stainless Steel
M = Monochromatic Stainless Steel
Z = Fingerprint-Resistant Stainless
V = Fingerprint-Resistant Black Stainless

+ Indicates Step-Up Feature



WDTA50SAK

- 3rd Rack
- 3-Piece Silverware Basket
- Adjustable 2nd Rack
- Folding Tines



WDT970SAH

+ TotalCoverage Spray Arm

- Third Level Rack
- 1-Hour Wash Cycle
- Tap Touch Controls



WDT975SAH

- + Smart Capable Appliance
- + Plastic Items Cycle
- Third Level Rack



WDTA80SAK

- + 3rd Rack with Extra Wash Action
- + 3-Piece Silverware Basket
- + 3rd Rack Silverware Tray
- + Triple Wash Spray
- + 41 dBA
- Adjustable 2nd Rack

UNDERSTAND THE MODEL NUMBERS

Use this handy tool to decode the model numbers for Whirlpool brand's dishwasher lineup.

WDTA80SAKZ

BRAND

W = Whirlpool

WDTA80SAKZ

PLATFORM

D = Dishwasher

WDTA80SAKZ

SUB-PLATFORM

F = Traditional front controls
T = Fully integrated top controls

WDTA80SAKZ

SUITE LEVEL

1-3 = Basic
5 = Medium
7 = High
9/A = Premium

WDTA80SAKZ

FEATURE SET

The higher the number the more features.

WDTA80SAKZ

KEY FEATURE

P = Plastic tall tub
S = Stainless steel tall tub

WDTA80SAKZ

KEY FEATURE OR DERIVATIVE

A = Base model

WDTA80SAKZ

YEAR

H = 2017
J = 2018/2019
K = 2020

WDTA80SAKZ

COLOR

W = White
B = Black
T = Biscuit
S = Stainless Steel
M = Monochromatic Stainless Steel
Z = Fingerprint-Resistant Stainless
V = Fingerprint-Resistant Black Stainless

+ Indicates Step-Up Feature

©/™ © 2020 Whirlpool. All rights reserved. TRG27341.



DISHWASHER MODELS	WDF130PAH	WDF330PAH	WDF520PAD	WDF560SAF
REPLACES MODEL	Carry over	Carry over	Carry over	Carry over
AVAILABLE COLORS	W/B/S	W/B/T/S	W/B/M	W/B/T/M
CONTROLS	Front	Front	Front	Front
ENERGY STAR® CERTIFIED		•	•	•
PLACE SETTING CAPACITY	12	13	14	12
RACK COATING	Vinyl	Vinyl	Vinyl	Nylon
SOUND LEVEL (DECIBELS)	63 dBA	55 dBA	55 dBA	50 dBA
TUB MATERIAL	Plastic	Plastic	Plastic	Stainless steel
FEATURES				
CYCLE STATUS INDICATOR				•
SOIL SENSOR		•	•	•
SILVERWARE BASKET	In-Rack	In-Rack	In-Door	In-Rack
CYCLES				
SENSOR				•
HEAVY	•	•	•	•
NORMAL	•	•	•	•
1-HOUR WASH	•	•	•	•
LIGHT				•
SOAK & CLEAN			•	
OPTIONS				
HIGH TEMPERATURE WASH	•	•	•	•
HEATED DRY	•	•	•	•
LIGHT DRY				•
SANI RINSE			•	•
DELAY START		4-Hour	4-Hour	1-24 Hour
CONTROL LOCK		•	•	•
DIMENSIONS				
HEIGHT X WIDTH X DEPTH	34-1/2" X 23-7/8" X 25-1/4"	34-1/2" X 23-7/8" X 25-1/4"	34-1/2" X 23-7/8" X 24-1/2"	34-1/2" X 23-7/8" X 24-1/2"



DISHWASHER MODELS	WDF590SAJ	WDT710PAH	WDT730PAH	WDT750SAK
REPLACES MODEL	Carry over	Carry over	Carry over	WDT750SAH
AVAILABLE COLORS	W/B/M	W/B/Z	W/B/Z/V	W/B/Z/V
CONTROLS	Front	Top	Top	Top
ENERGY STAR® CERTIFIED	•	•	•	•
PLACE SETTING CAPACITY	12	13	15	13
RACK COATING	Nylon	Nylon	Nylon	Nylon
SOUND LEVEL (DECIBELS)	50 dBA	51 dBA	51 dBA	47 dBA
TUB MATERIAL	Stainless steel	Plastic	Dark grey plastic with stainless steel interior door	Stainless steel
FEATURES				
3RD RACK/THIRD LEVEL RACK	•			•
ADJUSTABLE 2ND/UPPER RACK	•		•	•
CYCLE STATUS INDICATOR	•	•	•	•
FOLDING TINES			•	•
SOIL SENSOR	•	•	•	•
SILVERWARE BASKET	In-Rack	In-Door	In-Rack	3-Piece
CYCLES				
SENSOR	•	•	•	•
HEAVY	•	•	•	•
NORMAL	•	•	•	•
1-HOUR WASH	•	•	•	
QUICK WASH				•
LIGHT	•			
SOAK & CLEAN		•	•	•
OPTIONS				
HIGH TEMPERATURE WASH	•	•	•	•
EXTENDED DRY				•
FAN DRY			•	
HEATED DRY	•	•	•	•
LIGHT DRY	•			
SANI RINSE	•	•	•	•
DELAY START	1-24 Hour	1-24 Hour	1-24 Hour	1-24 Hour
CONTROL LOCK	•	•	•	
DIMENSIONS				
HEIGHT X WIDTH X DEPTH	34-1/2" X 23-7/8" X 24-1/2"	34-1/2" X 23-7/8" X 27-1/2"	34-1/2" X 23-7/8" X 27-1/2"	33-5/8" X 23-7/8" X 26-1/2"



DISHWASHER MODELS	WDTA50SAK	WDT970SAH	WDT975SAH	WDTA80SAK
REPLACES MODEL	WDTA50SAH	Carry over	Carry over	WDTA75SAH
AVAILABLE COLORS	W/B/T/Z/V	W/B/Z/V	Z/V	Z
CONTROLS	Top	Top	Top	Top
ENERGY STAR® CERTIFIED	•	•	•	•
PLACE SETTING CAPACITY	13	15	15	15
RACK COATING	Nylon	Nylon	Nylon	Nylon
SMART CAPABLE APPLIANCE			•	
SOUND LEVEL (DECIBELS)	47 dBA	47 dBA	47 dBA	41 dBA
TUB MATERIAL	Stainless steel	Stainless steel	Stainless steel	Stainless steel
FEATURES				
3RD RACK WITH EXTRA WASH ACTION				•
3RD RACK/THIRD LEVEL RACK	•	•	•	
3RD RACK SILVERWARE TRAY				•
ADJUSTABLE 2ND/UPPER RACK	•	•	•	•
CYCLE STATUS INDICATOR	•	•	•	•
FOLDING TINES	•	•	•	•
SOIL SENSOR	•	•	•	•
SILVERWARE BASKET	3-Piece	In-Door	In-Door	3-Piece
TOTALCOVERAGE SPRAY ARM		•	•	
TRIPLE WASH SPRAY				•
CYCLES				
SENSOR	•	•	•	•
HEAVY	•	•	•	•
NORMAL	•	•	•	•
1-HOUR WASH		•	•	
QUICK WASH	•			•
SOAK & CLEAN	•	•	•	•
DOWNLOAD & GO™ OPTION			•	
CANNING & BREWING ITEMS			•	
PLASTIC ITEMS			•	
OPTIONS				
HIGH TEMPERATURE WASH	•	•	•	•
EXTENDED DRY	•	•	•	•
HEATED DRY	•	•	•	•
SANI RINSE	•	•	•	•
DELAY START	1-24 Hour	1-24 Hour	1-24 Hour	1-24 Hour
CONTROL LOCK		•	•	
DIMENSIONS				
HEIGHT X WIDTH X DEPTH	33-5/8" X 23-7/8" X 26-1/2"	34-1/2" X 23-7/8" X 26-1/2"	34-1/2" X 23-7/8" X 26-1/2"	33-5/8" X 23-7/8" X 26-1/2"